

Fusion & Fussion Learning Centre

Fusion & Fussion are a movable classroom storage cart with a built-in magnetic whiteboard, perfect for collaborative brainstorming on the go. With compartments, lockable drawer and optional tote boxes, it keeps classrooms organised.



Fusion & Fission Learning Centre

Features & Highlights

- ➔ Magnetic, porcelain whiteboard.
- ➔ Big paperclip.
- ➔ Big book and poster storage.
- ➔ Single sided writeable surface.
- ➔ Lockable castors add mobility for flexible spaces.
- ➔ Optional upgrade with tote boxes.

Technical Specifications

Model Number	Description	W	D	H
FUS001	Fusion Learning Centre	830	450	1560
FIS001	Fission Learning Centre	1053	500	1560



Fusion & Fission Learning Centre

Fusion Range




Model: FUS001
Fusion Learning Centre
W830 x D450 x H1560




Model: FIS001
Fission Learning Centre
W1053 x D500 x H1560

E0 Laminate




Dark Oak

S-004



Natural Oak

S-005



Light Oak

S-006




Storm

S-007



Grey

S-008




White

S-009



Pindan

S-010



Bondi

S-011



Daintree

S-012

Note: Materials are displayed for reference and may vary by screen.
For the truest look and feel, we recommend checking out a physical sample.

E0 Laminate

Price

Price Group 1: Standard Inclusion

Technical Specifications

Substrate Core: MDF Standard E0

Material Parameters

Width: 1200mm | **Length:** 2400mm | **Thickness:** 18mm | **Weight:** 20Kg/m²

Face: Double Sided | **Edging:** Standard ABS Edgebands | **Repeat:** None

General Care Tips

Daily Care: Start by dusting the laminate surface with a soft, dry cloth to remove loose dirt and dust. For routine cleaning, use a damp cloth with a mild detergent or a specifically formulated laminate cleaner. Ensure that the cloth is only slightly damp to avoid excess moisture.

Deep Cleaning: For a more thorough clean, mix a small amount of mild dish soap with warm water. Gently wipe the surface using a soft cloth, following the grain or pattern of the laminate. Rinse the cloth with clean water and wipe again to remove any soap residue. Dry the surface with a clean, dry cloth to prevent water spots or streaks.

What to Avoid

Bleach and Harsh Chemicals: Avoid using harsh chemicals such as bleach, ammonia or acidic cleaners, as these can damage the laminate's protective layer and lead to discoloration or peeling.

Abrasive Materials: Never use steel wool, scouring pads, or any abrasive materials on laminate surfaces, as they can cause scratches and dull the finish.

