

Secure It

Full Height Lockers

The Secure It Locker combines durable construction with flexible design, creating a storage solution that evolves with your space. Available in a wide selection of sizes, colours and accessories, the modular system can be customised to suit individual requirements.



Secure It Full Height Lockers

Features & Highlights

- ➔ Single, Double or Triple Bays, flexible configurations to suit different storage needs.
- ➔ Fully Welded Steel Frame, strong, stable and built for high-use spaces.
- ➔ Customisable Finishes, choose from a range of colours, materials and upgrades.
- ➔ Durable E0 Laminate Doors, hardwearing surfaces with matching ABS edging.
- ➔ Smart Storage Options, add shelves, coat hooks, locks, power and charging.
- ➔ Polished Finished Look, optional sloping tops, numbering, end panels and shrouds.

Technical Specifications

Model Number	Description	W	D	H
SEC001	Secure It Full Height FS1 Locker	375	580	1835
SEC002	Secure It Full Height FS2 Locker	375	580	1835
SEC003	Secure It Full Height FS3 Locker	375	580	1835
SEC004	Secure It Full Height FD2 Locker	725	580	1835
SEC005	Secure It Full Height FD4 Locker	725	580	1835
SEC006	Secure It Full Height FD6 Locker	725	580	1835
SEC007	Secure It Full Height FT3 Locker	1075	580	1835
SEC008	Secure It Full Height FT6 Locker	1075	580	1835
SEC009	Secure It Full Height FT9 Locker	1075	580	1835



Secure It Full Height Lockers

Secure It Full Height Range



Model: SEC001
Secure it FS1 Locker
W375 x D580 x H1835
1 Individual Compartment



Model: SEC002
Secure it FS1 Locker
W375 x D580 x H1835
2 Individual Compartments



Model: SEC003
Secure it FS1 Locker
W375 x D580 x H1835
3 Individual Compartments



Model: SEC004
Secure it FD2 Locker
W725 x D580 x H1835
2 Individual Compartments



Model: SEC005
Secure it FD4 Locker
W725 x D580 x H1835
4 Individual Compartments



Model: SEC006
Secure it FD6 Locker
W725 x D580 x H1835
6 Individual Compartments



Model: SEC007
Secure it FT3 Locker
W1075 x D580 x H1835
3 Individual Compartments



Model: SEC008
Secure it FT6 Locker
W1075 x D580 x H1835
6 Individual Compartments



Model: SEC009
Secure it FT9 Locker
W1075 x D580 x H1835
9 Individual Compartments

E0 Laminate



Dark Oak

S-004



Natural Oak

S-005



Light Oak

S-006




Storm

S-007



Grey

S-008




White

S-009




Pindan

S-010




Bondi

S-011



Daintree

S-012



Your locker door is the first thing people see. Upgrading to **Duropact+** means a finish that lasts longer in any environment.

Duropact+ is Secure It's premium door finish, engineered for spaces that demand more than standard MDF can offer. Significantly stronger and more resistant to moisture, scratches and everyday wear, it's the natural choice for high-traffic school environments where durability is non-negotiable.

Available across our full standard colour range as well as an extended palette to match any interior specification.

Note: Materials are displayed for reference and may vary by screen. For the truest look and feel, we recommend checking out a physical sample.

E0 Laminate

Price

Price Group 1: Standard Inclusion

Technical Specifications

Substrate Core: MDF Standard E0

Material Parameters

Width: 1200mm | **Length:** 2400mm | **Thickness:** 18mm | **Weight:** 20Kg/m²

Face: Double Sided | **Edging:** Standard ABS Edgebands | **Repeat:** None

General Care Tips

Daily Care: Start by dusting the laminate surface with a soft, dry cloth to remove loose dirt and dust. For routine cleaning, use a damp cloth with a mild detergent or a specifically formulated laminate cleaner. Ensure that the cloth is only slightly damp to avoid excess moisture.

Deep Cleaning: For a more thorough clean, mix a small amount of mild dish soap with warm water. Gently wipe the surface using a soft cloth, following the grain or pattern of the laminate. Rinse the cloth with clean water and wipe again to remove any soap residue. Dry the surface with a clean, dry cloth to prevent water spots or streaks.

What to Avoid

Bleach and Harsh Chemicals: Avoid using harsh chemicals such as bleach, ammonia or acidic cleaners, as these can damage the laminate's protective layer and lead to discoloration or peeling.

Abrasive Materials: Never use steel wool, scouring pads, or any abrasive materials on laminate surfaces, as they can cause scratches and dull the finish.

